



AWB 5600K



REEL TO REAL

E D U C A T I O N / P A C K

4K | 3840 x 2160
30FPS | 70Mbps
16:9 | HEVC



Funengo

Where learning English is an adventure



ISO 100

50mm 1/80 F4.0



-0,3EV

REC

01h 35m

00:12:04 | 45:00

L R

- INTRODUCTION 3
- STORY SYNOPSIS 5
- SONG PAGE 6
- ACTIVITIES AND GAMES 7
- OBSERVATION CHALLENGE 11
- AFTER THE PERFORMANCE 13
- GRAMMAR AND VOCABULARY 17

S2

AMB 5600K

AF-C

A

ISO 100

F4.0

4K | 3840 x 2160
30FPS | 70Mbps
16:9 | HEVC

-0,3EV

50mm 1/80

ISO 100

F4.0

00:12:04 | 45:00

||||| L R

INTRODUCTION



16

17

50mm 1/80 F4.0 ISO 100



4K | 3840 x 2160
-0,3EV
30FPS | 70Mbps
15.9 HEVC

H O W T H I S P A C K W O R K S

INTRODUCTION

This educational pack is designed to work in conjunction with the Funengo Tales production of 'Reel to Real. It provides the teacher with fun and interactive games and activities to help the children learn the vocabulary and grammar used in the performance.

Some activities can be given to the children to work on individually while others are best done in groups or as a whole class.

SYMBOLS



This label means that the activity should be explained and led by the teacher.



This label identifies the activity as a game that requires space and involves the whole class.



This label identifies the activity as less of a game and more of an activity where students will be involved in creating and acting.




This label suggests that the activity or game can be read and worked on autonomously. These pages can be photocopied in black and white so that each student has their own copy.

SECTIONS

The pack is divided in to 4 sections. These are identified in the header of each page.

- Introduction, Activities and Games, After the Performance, Grammar & Vocabulary

Useful language has been underlined for easy reference.



S T O R Y S Y N O P S I S

It is a very rainy day so best friends Leo and Maya decide to visit the local cinema museum.

They learn lots of things including how many jobs are involved in making a movie. When they start the tour they find an old Wurlitzer once used to accompany silent films. They push a button and are thrown into the heart of the silver screen!

Maya finds herself in a Charlie Chaplin film and Leo is hanging from a clock like Harold Lloyd. Their black-and-white adventures lead to amazing blockbuster experiences, however the friends just want to go back to the real world.

S O N G P A G E

The Magic World of Cinema

Comedy films are funny

Romance films are sweet

Action and adventure

Get me on my feet

They are exciting, thrilling,
adrenaline on repeat (x2)

CHORUS

Magic world of cinema (x3)

Cinema, give me...

Lights... camera, action (x2)

Mystery films are puzzling

Horror films are tense

Science fiction's freaky

It sometimes makes no sense

They are exciting, thrilling,
adrenaline on repeat (x2)

CHORUS x2

Lights... camera, action... (repeat to end)

CHORUS x4

Singing in the Rain

(by Arthur Freed & Nacio Herb Brown)

I'm singing in the rain

Just singin' in the rain

What a glorious feeling

I'm happy again

I'm laughing at clouds

So dark up above

The sun's in my heart

And I'm ready for love...

I'm singin' and dancin' in the rain

Follow the Yellow Brick Road

(by Harold Arlen & E.Y. "Yip" Harburg)

Follow the yellow brick road

Follow the yellow brick road

Follow, follow, follow, follow

Follow the yellow brick road



00:12:04 | 45:00



ACTIVITIES AND GAMES



50mm 1/80 F4.0 ISO 100

4K | 3840 x 2160
-0,3EV
30FPS | 70Mbps
15.9 | HEVC

H A V E Y O U E V E R ... ?

Have you ever watched a Charlie Chaplin film? Have you ever met Timothée Chalamet from the film Wonka?

- Look at the pictures and the verbs at the bottom.
- Write a "Have you ever...?" question for each picture. When we ask a 'Have you ever...?' question, we use the past participle of the verb (e.g., Eat → Eaten). If you don't know the past participle of the verb, ask your teacher to help you.
- Now ask your classmates your questions!
- Can you think of any other 'Have you ever ...?' questions related to the movies?



EAT

SEE

RECORD

GO

WATCH

FILM

MAKE

SENTENCE SMASHER

Here is a list of phrases from our play. Encourage the students to repeat them after you and then practise the action. You can use as many or as few phrases as you think your class will remember.

1. Come and pick me up (*As the teacher calls this phrase they need to point at one student who will then mime getting in a car. That student then drives around the space to 'pick up' the other students. Each new student joins behind them, forming a long line that snakes around the room.*)
2. LIGHTS, CAMERA, ACTION! (*Lights = Hold your hands high and open your fingers wide one at a time/Camera = Pretend to hold an old camera in one hand. Use your other hand to turn the handle round and round/Action = Throw arms out to the side*)
3. That's a wrap! (*Everyone leaves the space as if going home, waving to each other 'goodbye'. They can collect in a corner of the room so as not to leave the room.*)
4. Follow the yellow brick road (*As the teacher points to an individual student the rest of the class form a line behind this student and follow them copying their movements.*)
5. Just keep running (*Run on the spot*)
6. It's made of gold!! (*In pairs. A crouches down and looks very interested in something and starts to reach out to touch it but B intervenes and shouts 'Don't touch it!'*)
7. We need a spell (*Everyone makes a group facing the teacher and they all shout EXPECTO PATRONUM, pointing an imaginary wand at the teacher.*)
8. Running for peace (*Students get in to groups of 4-6. One of them lies on the floor with their legs together and their arms in a 'V' above their head to form the centre part of*



the international symbol for peace

The rest of the group make a circle around this student on the floor.)

To play the game you need:-

- A big space
- Someone to be the caller

Instructions

- Everyone dances or moves around the space.
- The caller calls out one of the phrases from the list.
- Players then perform the correct movement.
- Ss who respond with the wrong action are out. (*They can then help the caller*).
- The winner is the last player standing.

FREEZE!

- As a group discuss your favourite films and make a list of them.
- Next, talk about the big moments in these films. What happens in the film?
- In small groups create a freeze frame image of one of the moments from the films you talked about. Present these to the group.
- After presenting the freezes the activity can be extended to incorporate more language by repeating the freezes but with one student who is watching describing what one of the characters in the freeze 'is going to do'. For example Indiana Jones is going to put the sand on the rock and then run away. The group then call out 'Lights! Camera! Action!' and the freeze comes alive and they perform the action that was detailed before.



00:12:04 | 45%



DURING THE PERFORMANCE

OBSERVATION CHALLENGE

NO it's not Easter and NO there aren't any eggs in the play. However, we have hidden several **Easter Eggs** in our play.


A film **Easter Egg** is a hidden reference to another film. Maybe they are visual references. Maybe they are sound references. Maybe they appear in the words the actors say.

For example:-

In Star Wars there is a hidden **Easter Egg** related to Indiana Jones: Raiders of the Lost Ark.



In Tron (1982) there is a visual **Easter Egg** related to Pac-Man. Can you see it?



When you come to the theatre and watch Reel to Real, how many of our **Easter Eggs** can you see or hear?

00:12:04 | 45%



AFTER THE PERFORMANCE

M O M E N T S I N T I M E

Maya and Leo are lost in the world of cinema. Their adventure leads them through lots of different famous films. Can you remember all of the different films? Below is a list of some of them as well as other important moments in the play.

Get into small groups and divide the list below between the groups. Each group should use their bodies to create a still image of their moment(s) in the play. Then, put all the moments together one after another in the right order:

- Maya and Leo are bored at home
- They go to a movie museum and go on the tour
- They push a strange button on the wurlitzer
- They are running away from an old steam train
- Maya is Charlie Chaplin
- Leo is hanging from a big clock
- Maya is falling off a skyscraper
- They ask some people directions and follow the road
- They dance in the rain
- They find an antique statue
- Leo runs across the whole of the USA
- Maya trains like a boxer
- They find some bicycles and cycle to the museum at night
- They cast a magic spell
- They find a car and drive back to the real world
- They celebrate finally arriving back at the museum

Lastly, in your groups, write a sentence for each still image. Then, perform them one after another, holding each for five seconds: move slowly when changing from one to the other. At the same time, someone tells the story by reading the group's sentences. Video it to create your own version of the

R E W R I T E T H E S T O R Y

Maya and Leo go to the movie museum just to do something fun when it is raining. When they press a button on the Wurlitzer organ, something very strange happens.

In our story the two friends are lost in the world of cinema but you can rewrite the story. Your story can start when they press the button but what happens next?

In small groups, or individually, create an alternative story to the play. You can either make a storyboard for your new story, create a comic, or act it out.

- Maybe the story includes one of the sentences written on this page.
- Maybe the characters say something totally different.
- Maybe they get lost in different films?
- Do they succeed in getting back to the museum?

The characters in your new story must say at least one sentence each, either one of these written below, or something different.

"Where am I?"

"OH NO! I am in a"

"Don't touch it!"

"Let's follow"

"Is this real?"

"What is that?"

"I can see some-
thing over there."

"What's happening
to us?"

P E R F O R M A N C E R E V I E W

Tell us what you think about our performance.

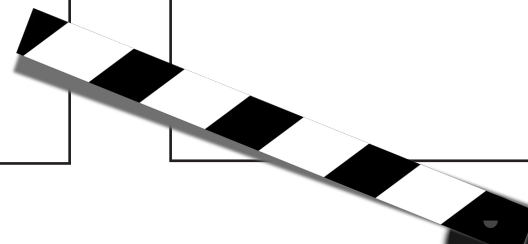
Characters

Story

Songs

Favourite/Least Favourite

Recommendations



Maybe you could interview each other and video the interviews. If you want to, you can send the videos/written reviews to englishfun@funengo.com.

We would love to hear your comments.



00:12:04 | 45:00



GRAMMAR AND VOCABULARY

16

17

REC

01h 35m

S2 -/-

AMB 5600K

AF-C



A

VOCABULARY

- GENRE - A "type" of movie. Example: Comedy, Romance, or Mystery.
- FILM/MOVIE - A story you watch on TV or in the cinema.
- REEL - A big roll of plastic film paper like the title of this page.
- REAL - Not a movie. Not a story. Not fake. It is true.
- BLOCKBUSTER - A very, very big, popular movie. Many people see it.
- TOUR - Walking and looking at a new place with a guide.
- MUSEUM - A place to see old things, art, or history.
- JOB - Work. You do this to get money.
- LIGHTS - Things that you turn on to see in the dark.
- ADRENALINE - It is a chemical inside your body that makes you feel "supereenergetic."
- SING - La la la! Make music with your voice.
- EXCITING - Something that makes you very happy and gives you lots of energy.
- THRILLING - Fast and a little scary, like when you are on a roller coaster.
- WATCH - To look at something like a programme or film on the TV or screen.

GRAMMAR

- Have you ever ...? - A question to discover if someone has done something between them being born and today.
- Why don't you ...? - A friendly way to give an idea or suggest a plan.
- We **can** ...
- I am **running** (present continuous)
- Must - you are almost 100% sure something is true.

PHRASES

- Pick me up - go to a place to get someone, usually in a car, so you can take them somewhere else.
- That's a wrap! - a famous movie phrase that means the filming is finished and the work is done.

4K | 3840 × 2160
30FPS | 70Mbps
16:9 | HEVC+/- 0,3EV


ISO 100

50mm 1/80 F4.0

● REC

00:12:04 | 45:00



**THANK YOU
FOR
WATCHING**



**WE HOPE YOU
HAD FUN**

Funengo

Where learning English is an adventure

englishfun@funengo.com

www.funengo.com



Funengo Fun for Kids



@funengo_english



funengo